

PRODUCT DATASHEET

ENDURA Classic Beam Gap Wall Down GU10

ENDURA® BEAM | GU10 socketed luminaires with classic shape and light outlet up and down



Areas of application

- Building facades
- Entrance lighting
- Patios, balconies
- Pathway lighting
- Driveways

Product benefits

- High flexibility in the choice of the light source thanks to GU10 base
- Easy and quick installation

Product features

- Indirect illumination
- Housing material: aluminum
- Housing color: RAL 7016
- Type of protection: IP44



TECHNICAL DATA

Electrical data

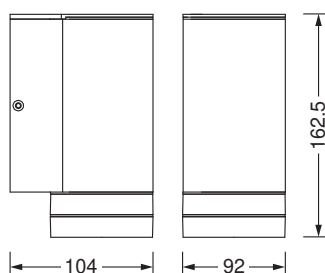
| | |
|------------------|---------------|
| Nominal voltage | 220...240 V |
| Mains frequency | 50...60 Hz |
| Protection class | I |
| Operating mode | Mains voltage |

Photometrical data

| | |
|--|-----|
| Photobiological safety group acc. to EN62778 | RG1 |
| Photobiological safety group acc. to EN62471 | RG0 |

Dimensions & Weight

| | |
|----------------|-----------|
| Length | 104.00 mm |
| Width | 92.00 mm |
| Height | 163.00 mm |
| Product weight | 630.00 g |



Materials & Colors

| | |
|-----------------|-----------|
| Product color | Dark gray |
| Housing color | Dark gray |
| Body material | Aluminum |
| Cover material | Glass |
| Mercury content | 0.0 mg |

Application & Mounting

| | |
|--------------------|-----------------------------|
| Type of connection | Terminal, 3-Pole (L, N, PE) |
| Type of protection | IP44 |

| | |
|--|---------|
| Protection class IK (shock resistance) | IK03 |
| Dimmable | No |
| Mounting type | Surface |
| Mounting location | Wall |
| Application environment | Outdoor |
| With light source | No |
| Holder designation | GU10 |

Emergency lighting

| | |
|--|----------------|
| Type of emergency light operation | Non-maintained |
| Luminous flux in maintained operation mode | - |
| Luminous flux in emergency operation mode | - |

Certificates & Standards

| | |
|--|-----------------|
| Standards | CE / EAC / UKCA |
| Luminaire with limited surface temperature, "D sign" | No |




Additional product data

| | |
|-----------------------|----------------------------|
| Product remark | Maximum bulb wattage: 35 W |
| Number of illuminants | 1 |

EQUIPMENT / ACCESSORIES

- Complete mounting and connecting accessories included
- No light sources included

DOWNLOAD DATA

| Documents and certificates | |
|--|---------------------------------|
|  | User instruction |
|  | Declarations Of Conformity CE |
|  | Declarations Of Conformity UKCA |

LOGISTICAL DATA

| Product code | Packaging unit (Pieces/Unit) | Dimensions (length x width x height) | Gross weight | Volume |
|---------------|------------------------------|--------------------------------------|--------------|-----------------------|
| 4058075554511 | Folding box 1 | 100 mm x 110 mm x 170 mm | 685.00 g | 1.87 dm ³ |
| 4058075554528 | Shipping box 4 | 245 mm x 220 mm x 195 mm | 3054.00 g | 10.51 dm ³ |

The mentioned product code describes the smallest quantity unit which can be ordered. One shipping unit can contain one or more single products. When placing an order, for the quantity please enter single or multiples of a shipping unit.

DISCLAIMER

Subject to change without notice. Errors and omission excepted. Always make sure to use the most recent release.